

Novatech®



500 SERIES

REINFORCED WOOD FRAME  
FOR EASY INSTALLATION

# CHOOSE...



## 550

**Timeless look and high performance  
all welded PVC construction**

PVC/wood frame | Welded PVC panels

- Higher quality and performance.
- Double or triple sealed units provide greater weather tightness, comfort and energy efficiency.
- Maintenance free welded PVC construction combines a structural wood core in the frame for added strength and easy installation.
- Frame depth from 5 1/2" to 11 3/4" to suit your installation requirements.
- Tandem wheels for easy and smooth operation.
- Quick draining door sill sloped at 9°.
- Integrated white or satin grey blinds with Low E glass, available.
- Sizes up to 12' x 8' (W x H).



## ELEMENT

**Durability in all its colors!**

PVC/wood/aluminum frame | PVC/aluminum panels

- The unrivaled durability of an extruded aluminum exterior construction.
- Greater energy efficiency with PVC on the interior.
- Sizes up to 12' x 8' (W x H).
- Wide choice of configurations available.
- Tandem wheels for easy and smooth operation.
- Quick draining door sill sloped at 9°.
- Integrated white or satin grey blinds with Low E glass, available.
- Exterior colours offered at no extra cost.



# IMAGINE

The practicality of a sliding door with the look of a garden door.

PVC frame with wood inserts | Welded PVC panels

- The garden door with the largest glass surface.
- Wider panels offer a classic, yet contemporary garden look.
- Arrange your furniture as you wish with no interference, inside or outside.
- A durable and maintenance free welded PVC frame combined with a structural wood insert for added strength.
- Tandem wheels for easy and smooth operation.
- Quick draining sill sloped at 9°.
- Integrated white or satin grey blinds with low E glass available.
- A multitude of options for easy installation.

## WARRANTY

20 YEAR LIMITED WARRANTY ON UNPAINTED PVC AND WHITE ALUMINUM EXTRUSION

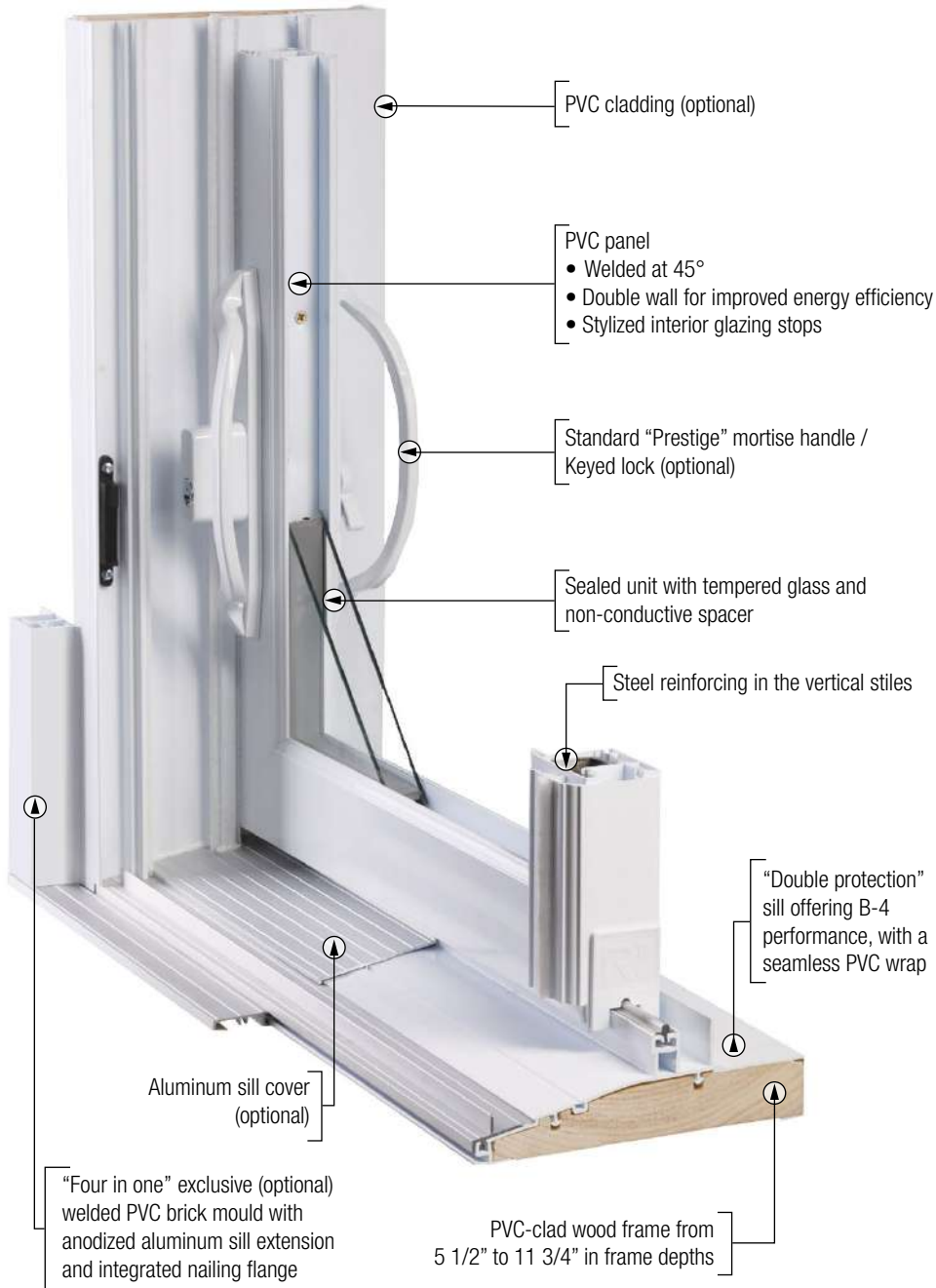
20 YEAR LIMITED WARRANTY ON LOW-E GLASS UNIT (RESIDENTIAL APPLICATION)

10 YEAR LIMITED WARRANTY ON INTEGRATED BLINDS

5 YEAR LIMITED WARRANTY ON HARDWARE

WARRANTY CERTIFICATE AVAILABLE UPON REQUEST

All products come standard with sealed unit with tempered glass and non-conductive spacer.



**CHOICE OF OPENINGS AND SIZES** \*Exterior view

X= OPENING PANEL  
 O= FIXED PANEL

5'	6'	7' & 8'	9' & 12'	9' & 12'	10' & 12'																						
<table border="1"> <tr><td>O</td><td>X</td></tr> <tr><td>X</td><td>O</td></tr> </table>	O	X	X	O	<table border="1"> <tr><td>O</td><td>X</td></tr> <tr><td>X</td><td>O</td></tr> </table>	O	X	X	O	<table border="1"> <tr><td>O</td><td>X</td></tr> <tr><td>X</td><td>O</td></tr> </table>	O	X	X	O	<table border="1"> <tr><td>X</td><td>O</td><td>X</td></tr> </table>	X	O	X	<table border="1"> <tr><td>O</td><td>X</td><td>O</td></tr> </table>	O	X	O	<table border="1"> <tr><td>O</td><td>X</td><td>X</td><td>O</td></tr> </table>	O	X	X	O
O	X																										
X	O																										
O	X																										
X	O																										
O	X																										
X	O																										
X	O	X																									
O	X	O																									
O	X	X	O																								
59 1/2" x 79 1/2" ou 95 1/2" 58 1/2" x 81"	71 1/2" x 79 1/2" ou 95 1/2" 70 1/2" x 81"	95 1/2" x 79 1/2" ou 95 1/2" 82 1/2" x 81" 94 1/2" x 81"	105" x 79 1/2" 103 7/16" x 81" 139 3/8" x 81"	107 3/16" x 79 1/2" 105 5/8" x 81" 141 5/8" x 81"	116 7/16" x 79 1/2" 140 1/2" x 79 1/2" ou 95 1/2" 114 1/2" x 81" 138 7/16" x 81"																						

X00 or 00X (9')  
 available on request

TIMELESS LOOK AND HIGH PERFORMANCE ALL WELDED PVC CONSTRUCTION  
PVC/WOOD FRAME | WELDED PVC PANELS

550

5



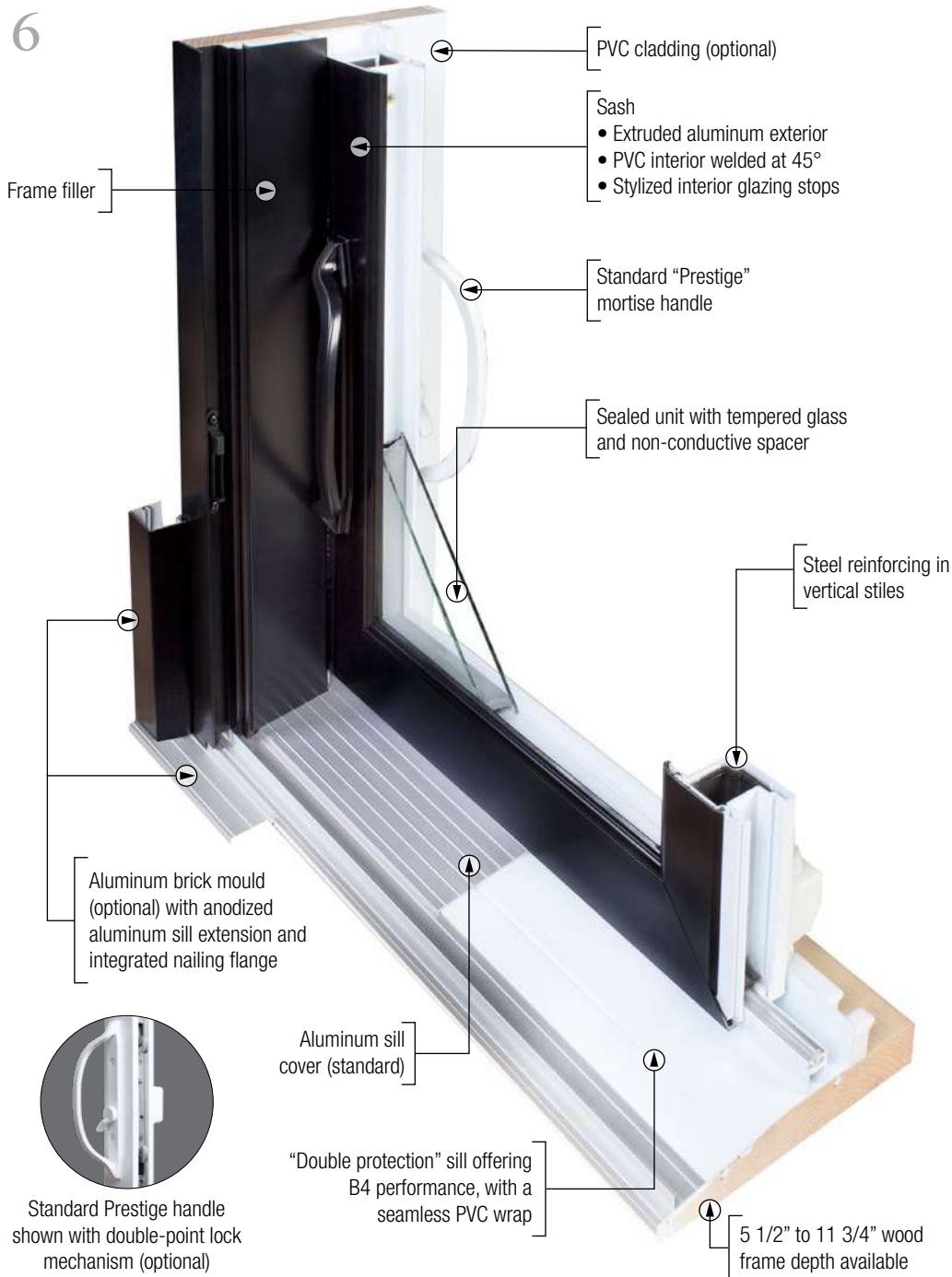
SHOWN WITH INTEGRATED ALUMINUM MINI-BLINDS - WHITE

## PERFORMANCES

Canadian Standards	Air-tightness	Water-tightness	Wind resistance	Ease of operation	Forced entry
CAN/CGSB-82.1-M89	A3	B4	C3	E3	F2
Harmonized Standards - 71" x 81"	Air-tightness	Water-tightness	Structure	Overall	
AAMA/WDMA/CSA101/I.S.2/A440-08	PASSED	400 Pa	DP-45	PG-R45	
Energy efficiency					
ER 34 / U 1,70 Low E 80/70 Surface 3			ER 31 / U 1,70 Low E 80/70 Surface 2		

Testing performed in a laboratory

6



Standard Prestige handle shown with double-point lock mechanism (optional)



Colors at no additional cost:  
 CLEAR ANODIZED, COMMERCIAL BROWN,  
 BLACK and CHARCOAL.  
 (Outside color).

- Clear anodized
- Commercial brown
- Black
- Charcoal

## CHOICE OF OPENINGS AND SIZES \*Exterior view

X= OPENING PANEL  
 O= FIXED PANEL

5'	6'	7' & 8'	9' & 12'	9' & 12'	10' & 12'																						
<table border="1" style="margin: auto;"> <tr><td>O</td><td>X</td></tr> <tr><td>X</td><td>O</td></tr> </table>	O	X	X	O	<table border="1" style="margin: auto;"> <tr><td>O</td><td>X</td></tr> <tr><td>X</td><td>O</td></tr> </table>	O	X	X	O	<table border="1" style="margin: auto;"> <tr><td>O</td><td>X</td></tr> <tr><td>X</td><td>O</td></tr> </table>	O	X	X	O	<table border="1" style="margin: auto;"> <tr><td>X</td><td>O</td><td>X</td></tr> </table>	X	O	X	<table border="1" style="margin: auto;"> <tr><td>O</td><td>X</td><td>O</td></tr> </table>	O	X	O	<table border="1" style="margin: auto;"> <tr><td>O</td><td>X</td><td>X</td><td>O</td></tr> </table>	O	X	X	O
O	X																										
X	O																										
O	X																										
X	O																										
O	X																										
X	O																										
X	O	X																									
O	X	O																									
O	X	X	O																								
59 1/2" x 79 1/2" ou 95 1/2" 58 1/2" x 81"	71 1/2" x 79 1/2" ou 95 1/2" 70 1/2" x 81"	95 1/2" x 79 1/2" ou 95 1/2" 82 1/2" x 81" 94 1/2" x 81"	105" x 79 1/2" ou 95 1/2" 103 7/16" x 81" 139 3/8" x 81"	107 3/16" x 79 1/2" ou 95 1/2" 105 5/8" x 81" 141 5/8" x 81"	116 7/16" x 79 1/2" ou 95 1/2" 140 1/2" x 79 1/2" ou 95 1/2" 114 1/2" x 81" 138 7/16" x 81"																						

X00 or O0X (9')  
 available on request

DURABILITY IN ALL ITS COLORS!  
 PVC/WOOD/ALUMINUM FRAME | PVC/ALUMINUM PANELS

# ELEMENT

7


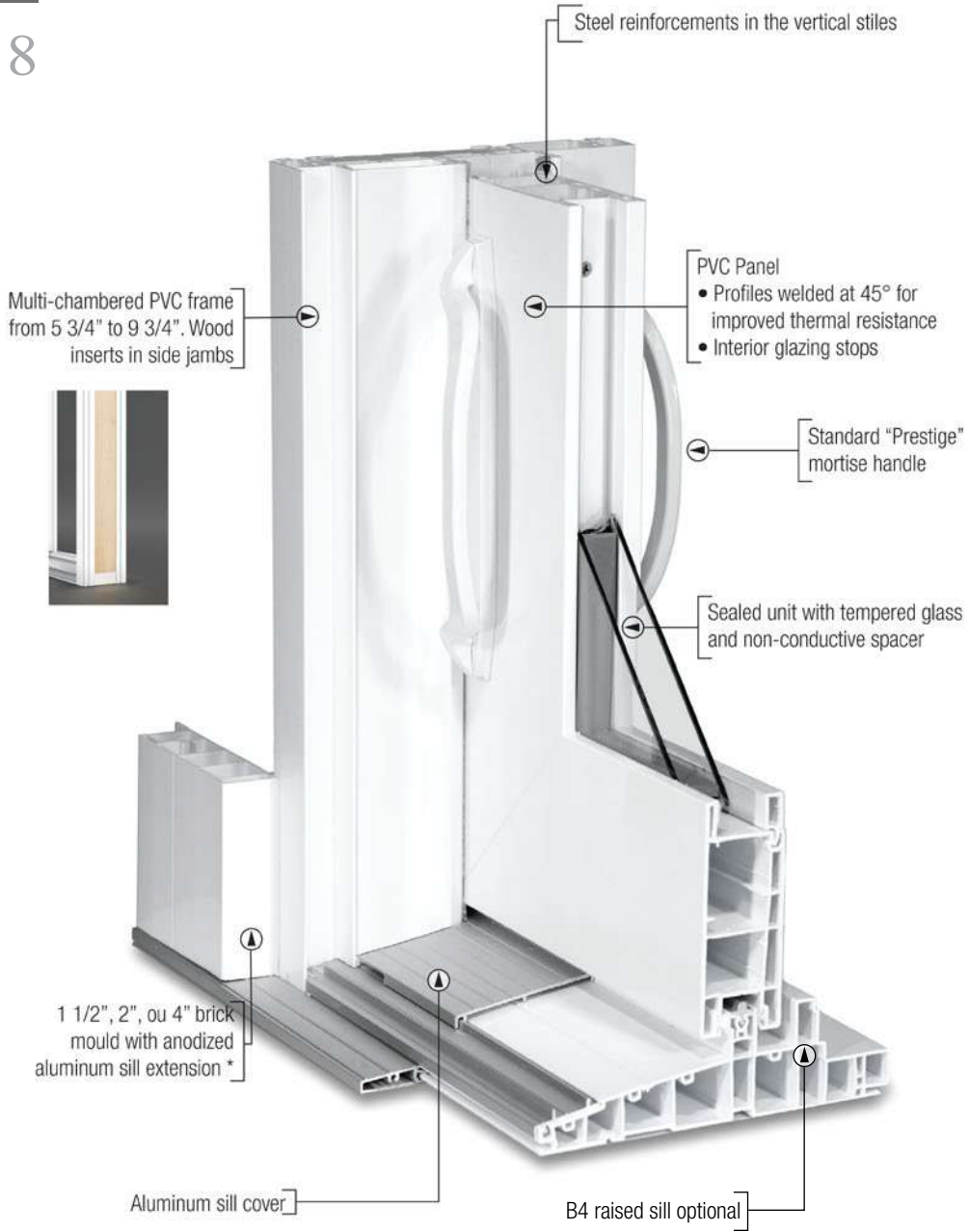


SHOWN WITH BLACK PAINT OPTION AND INTEGRATED ALUMINUM MINI-BLINDS - SATIN GREY

## PERFORMANCES

Canadian Standards	Air-tightness	Water-tightness	Wind resistance	Ease of operation	Forced entry
CAN/CGSB-82.1-M89	A3	B4	C3	E3	F2
Harmonized Standards - 71 1/2" x 81"	Air-tightness	Water-tightness	Structure	Overall	
AAMA/WDMA/CSA101/I.S.2/A440-08	PASSED	400 Pa	DP-50	PG-R50	
Energy efficiency					
ER 32 / U 1.76 Low E 80/70 Surface 3			ER 30 / U 1.76 Low E 80/70 Surface 2		

Testing performed in a laboratory



\* 4" brick mould shown. Brick moulds available with or without nailing fin and/or in an open configuration for installation with siding.

### CHOICE OF OPENINGS AND SIZES \*Exterior view

X= OPENING PANEL  
O= FIXED PANEL

5'	6'	8'	9'	9'	10' & 12'																						
<table border="1"> <tr><td>O</td><td>X</td></tr> <tr><td>X</td><td>O</td></tr> </table>	O	X	X	O	<table border="1"> <tr><td>O</td><td>X</td></tr> <tr><td>X</td><td>O</td></tr> </table>	O	X	X	O	<table border="1"> <tr><td>O</td><td>X</td></tr> <tr><td>X</td><td>O</td></tr> </table>	O	X	X	O	<table border="1"> <tr><td>X</td><td>O</td><td>X</td></tr> </table>	X	O	X	<table border="1"> <tr><td>O</td><td>X</td><td>O</td></tr> </table>	O	X	O	<table border="1"> <tr><td>O</td><td>X</td><td>X</td><td>O</td></tr> </table>	O	X	X	O
O	X																										
X	O																										
O	X																										
X	O																										
O	X																										
X	O																										
X	O	X																									
O	X	O																									
O	X	X	O																								
59 1/2" x 79 1/2" 58 1/2" x 81"	71 1/2" x 79 1/2" 70 1/2" x 81"	95 1/2" x 79 1/2" 94 1/2" x 81"	104" x 79 1/2" 102 9/16" x 81"	107 7/8" x 79 1/2" 106 7/16" x 81"	116 1/2" x 79 1/2" 114 5/8" x 81" 140 9/16" x 79 1/2" 138 11/16" x 81"																						

X00 or O0X (9')  
available on request



PRACTICALITY OF A SLIDING DOOR WITH THE LOOK OF A GARDEN DOOR  
 PVC FRAME | WELDED PVC PANELS

IMAGINE



SHOWN WITH BLACK PAINT OPTION AND 1 3/4" DIVIDERS

PERFORMANCES

Canadian Standards	Air-tightness	Water-tightness	Wind resistance	Ease of operation	Forced entry
CAN/CGSB-82.1-M89	A3	B4	C3	E3	F2
Harmonized Standards - 71 1/2" x 81 1/2"	Air-tightness	Water-tightness	Structure	Overall	
AAMA/WDMA/CSA101/I.S.2/A440-08	PASSED	400 Pa	DP-45	PG-R45	
Energy efficiency					
ER 28 / U 1,76 Low E 80/70 Surface 3			ER 27 / U 1,76 Low E 80/70 Surface 2		

Testing performed in a laboratory

# OPTIONS

OFFERED BASED ON THEIR  
AVAILABILITY FOR EACH MODEL

GLASS

10



Shaker kick panels




Integrated aluminum mini-blinds with  
Low E glass - White or Satin grey


## TRANSOMS AND SIDELITES




GRIDS



2" Dividers  
Options : 1 x 3 / 1 x 4




Hanging grids  
3 x 1



Perimeter / Prairie grids  
3 x 5




Regular grids  
3 x 5 or 3 x 6



2" Rectangular Dividers



Rectangular / Flat 5/16"



Rectangular / Flat 5/8" or 1"




Georgian / Contoured 5/8" or 1"

# OPTIONS CHART

	550	ELEMENT	IMAGINE
Kick panels	•	—	—
Transoms	•	•	•
Sidelites	•	•	•
Paint	•	•	•
Low E glass	•	•	•
Triple glass	•	•	•
Tinted grey or bronze glass	•	•	•
Integrated blinds with Low E glass - White	•	•	•
Integrated blinds with Low E glass - Satin Grey	•	•	•
Grids	•	•	•
Dividers	•	•	•
Wood extension 3 or 4 sides	•	•	•
4-sided interior cladding	•	•	—
Brick mould and sill extension	•	•	•
Drywall moulding	•	•	•
Sill extension	•	•	•
Nail fin	•	•	•
Security bar	•	•	•
Foot lock	•	•	•
Double-point mortise lock	•	•	•
Signature handle	•	•	•
Keyed lock	•	•	•
Ultra-resistant screen	•	•	•
Novavision retractable screen	•	•	•

## COLORS



## SECURITY BAR



## FOOT LOCK



## HANDLES

**STANDARD**  
**PRESTIGE**

**OPTION**  
**SIGNATURE**



Brass, antique brass, brushed nickel (anticorrosive and Double-D), oil rubbed bronze, brushed chrome and brushed antique pewter

**OPTION:**  
**Double-point mortise**

**Signature™** **TRUTH**  
SERIES HARDWARE



Flush steel door with integrated aluminum mini-blinds - Satin grey

970-0359 (Patio door brochure Series 500 English)  
 Printed in Canada (05/2019)

**Novatech**<sup>®</sup>  
 novatechgroup.com

DISTRIBUTED BY

**ALBERTA**  
 5505, 72<sup>nd</sup> Avenue SE, Unit 17  
 Calgary T2C 3C4

**EUROPE**  
 8 quai du Canal, BP83  
 42 302 Roanne

**ONTARIO**  
 2070 Codlin Crescent, Unit 1  
 Toronto M9W 7J2

**QUÉBEC**  
 160 rue Murrano | 100,181<sup>e</sup> rue  
 Sainte-Julie J3E 0C6 | Beauville GSX 2T1

**USA**  
 180 Textile Drive,  
 Ridgeway, Virginia, 24148

